

# How to find CPGs in new Curriculum Central

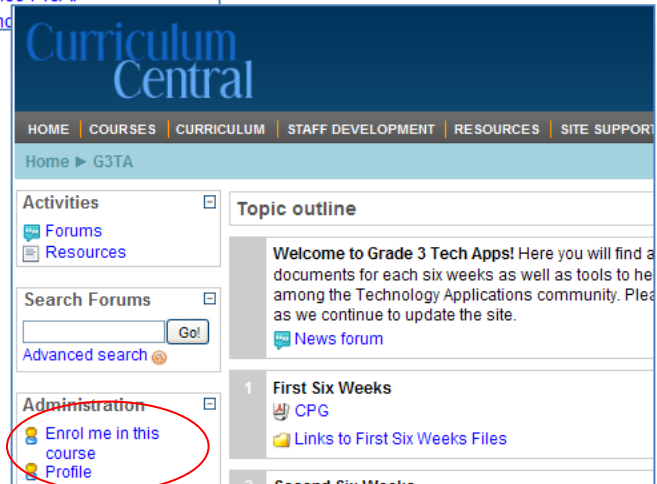


1. Login to Curriculum Central. On the menu bar, go to **Courses** and pull down to **Course Finder**.

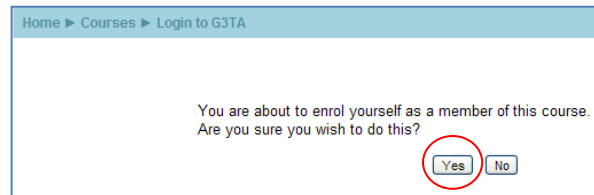


2. Scroll down the courses that you teach. Click on one of your choices.

3. The course appears; click on Enroll me in this course.

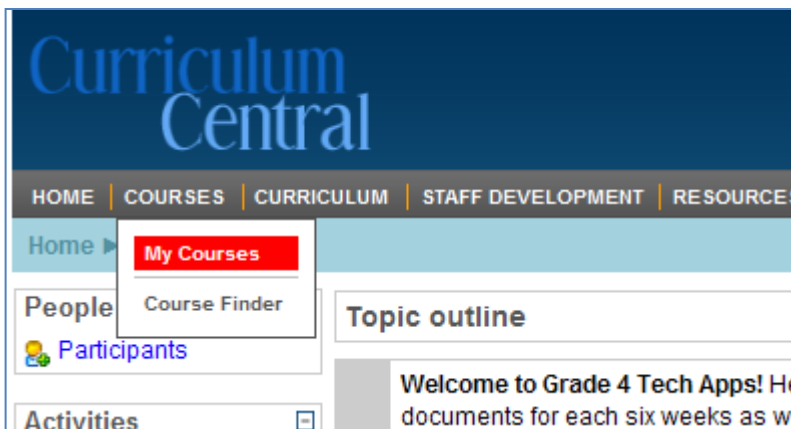


4. Click on Yes to enroll yourself into the course.



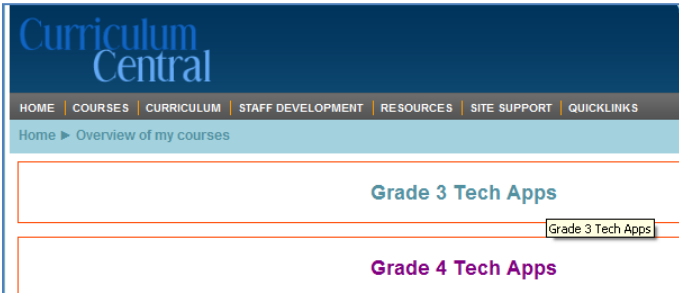
5. Repeat the steps above for all the courses you are interested in.

6. Once you have enrolled in all of your courses, when you login to

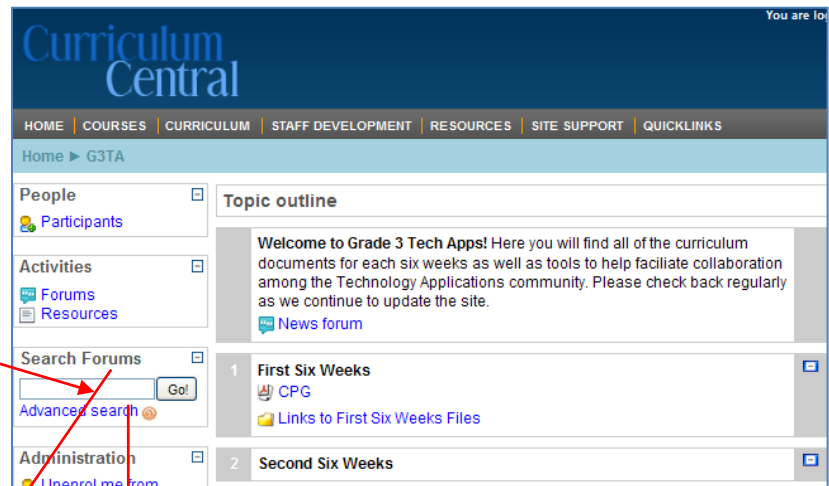


# How to find CPGs in new Curriculum Central

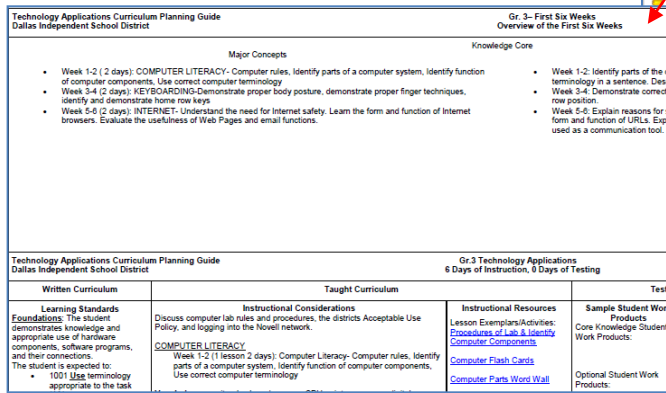
Curriculum Central, go to Courses on the menu bar and pull down to My Courses.



7. All the courses that you enrolled in will appear. Click on the one of your choosing.



8. You may now click on the CPG, or the Links for that cpg. The cpg or a page of links will pop up.



9. To navigate around in the course, use this breadcrumb trail.